












Rectifier Diodes Capsule Types

Part No.	V _{RRM}	I _{FAV} T _K = 55°C	I _{FSM}	I ² t 10 ms ½ sine V _R - ≤ 60% V _{RRM}	V _{TO}	r _T @T _{JM}	T _{JM}	R _{thJK} 180° Sine K/W		120° Rect. K/W	Fig. No.	Package style Outlines on pages O-01...O-35
○ Not for new design > New	V	A	A	A ² s	V	mΩ	°C					
> W4295NK220	2200	4295	28000	3.92 x 10 ⁶	0.826	0.104	175	0.0145	0.0171	WD8		
W4534NC030	300	4534	40000	8.00 x 10 ⁶	0.765	0.052	190	0.0220	0.0255	W5		
W4534NC060	600	4534	40000	8.00 x 10 ⁶	0.765	0.052	190	0.0220	0.0255	W5		
> W4534ND030	300	4534	40000	8.00 x 10 ⁶	0.765	0.052	190	0.0220	0.0255	W37		
> W4534ND060	600	4534	40000	8.00 x 10 ⁶	0.765	0.052	190	0.0220	0.0255	W37	WD2 Weight 200 g	
> W4550HA360	3600	4550	35000	6.13x10 ⁶	0.812	0.123	160	0.0105	0.0116	W121		
> W4550HA400	4000	4550	35000	6.13x10 ⁶	0.812	0.123	160	0.0150	0.0116	W121		
W4693QK050	500	4693	31500	4.98 x 10 ⁶	0.904	0.057	180	0.0170	0.0207	WD2		
W4693QK080	800	4693	31500	4.98 x 10 ⁶	0.904	0.057	180	0.0170	0.0207	WD2	WD3 Weight 270 g	
W4693QR050	500	4693	31500	4.98 x 10 ⁶	0.904	0.057	180	0.0170	0.0207	WD7		
W4693QR080	800	4693	31500	4.98 x 10 ⁶	0.904	0.057	180	0.0170	0.0207	WD7		
○ W4713HL300	3000	4713	56000	15.70 x 10 ⁶	0.807	0.090	160	0.0120	0.0132	WD5		
○ W4713HL350	3500	4713	56000	15.70 x 10 ⁶	0.807	0.090	160	0.0120	0.0132	WD5	WD5 Weight 1.2 kg	
○ W4713HM300	3000	4713	56000	15.70 x 10 ⁶	0.807	0.090	160	0.0120	0.0132	WD6		
○ W4713HM350	3500	4713	56000	15.70 x 10 ⁶	0.807	0.090	160	0.0120	0.0132	WD6		
W4767MC180	1800	4755	38000	7.22 x 10 ⁶	0.827	0.083	175	0.0140	0.0158	W54		
W4767MC220	2200	4755	38000	7.22 x 10 ⁶	0.827	0.083	175	0.0140	0.0158	W54	WD6 Weight 1.5 kg	
W5092ZC320	3200	5092	58000	16.8 x 10 ⁶	0.874	0.079	160	0.0110	0.0132	W7		
W5092ZC350	3500	5092	58000	16.8 x 10 ⁶	0.874	0.079	160	0.0110	0.0132	W7		
W5092ZD320	3200	5092	58000	16.8 x 10 ⁶	0.874	0.079	160	0.0110	0.0132	W42		
W5092ZD350	3500	5092	58000	16.8 x 10 ⁶	0.874	0.079	160	0.0110	0.0132	W42	WD7 Weight 200 g	
W5130MK240	2400	5130	42000	8.82 x 10 ⁶	0.910	0.070	175	0.0130	0.0149	WD3		
W5130MK280	2800	5130	42000	8.82 x 10 ⁶	0.910	0.070	175	0.0130	0.0149	WD3		
W5139TJ450	4500	5139	55000	15.10 x 10 ⁶	0.826	0.136	160	0.0080	0.0085	W89		
W5139TJ480	4800	5139	55000	15.10 x 10 ⁶	0.826	0.136	160	0.0080	0.0085	W89	WD8 Weight 250 g	
W5139TE450	4500	5139	55000	15.10 x 10 ⁶	0.826	0.136	160	0.0080	0.0085	W94		
W5139TE480	4800	5139	55000	15.10 x 10 ⁶	0.826	0.136	160	0.0080	0.0085	W94		
W5282ZC240	2400	5282	60000	18.00 x 10 ⁶	0.970	0.064	160	0.0110	0.0132	W7		
W5282ZC300	3000	5282	60000	18.00 x 10 ⁶	0.970	0.064	160	0.0110	0.0132	W7	W112 Weight 2.1 kg	
W5282ZD240	2400	5282	60000	18.00 x 10 ⁶	0.970	0.064	160	0.0110	0.0132	W42		
W5282ZD300	3000	5282	60000	18.00 x 10 ⁶	0.970	0.064	160	0.0110	0.0132	W42		
W5334MK200	2000	5334	46800	10.95 x 10 ⁶	0.892	0.069	180	0.0130	0.0149	WD3		
W5334MK220	2200	5334	46800	10.95 x 10 ⁶	0.892	0.069	180	0.0130	0.0149	WD3	W6	
W5636MC120	1200	5636	46000	10.58 x 10 ⁶	0.698	0.059	175	0.0140	0.0160	W54		
W5636MC150	1500	5636	46000	10.58 x 10 ⁶	0.698	0.059	175	0.0140	0.0160	W54	W6	
W5696VC100	1000	5696	53000	14.00 x 10 ⁶	0.650	0.059	190	0.0160	0.0190	W6		
W5696VC140	1400	5696	53000	14.00 x 10 ⁶	0.650	0.059	190	0.0160	0.0190	W6		
W5696VF100	1000	5696	53000	14.00 x 10 ⁶	0.650	0.059	190	0.0160	0.0190	W43		
W5696VF140	1400	5696	53000	14.00 x 10 ⁶	0.650	0.059	190	0.0160	0.0190	W43	W43	
W5715ED520	5200	5715	60600	18.3 ⁵ x 10 ⁶	0.863	0.135	150	0.0060	0.0063	W112		
W5715ED560	5600	5715	60600	18.3 ⁶ x 10 ⁶	0.863	0.135	150	0.0060	0.0063	W112	WD8 Weight 250 g	
W5715ED600	6000	5715	66000	18.3 ⁶ x 10 ⁶	0.863	0.135	150	0.0060	0.0063	W112		
W5838ZC180	1800	5838	64000	20.50 x 10 ⁶	0.800	0.074	175	0.0110	0.0132	W7		
W5838ZC220	2200	5838	64000	20.50 x 10 ⁶	0.800	0.074	175	0.0110	0.0132	W7		
W5838ZD180	1800	5838	64000	20.50 x 10 ⁶	0.800	0.074	175	0.0110	0.0132	W42	W112 Weight 2.1 kg	
W5838ZD220	2200	5838	64000	20.50 x 10 ⁶	0.800	0.074	175	0.0110	0.0132	W42		
W5984TJ360	3600	5984	62000	19.20 x 10 ⁶	0.758	0.097	160	0.0080	0.0085	W89	W89	
W5984TJ400	4000	5984	62000	19.20 x 10 ⁶	0.758	0.097	160	0.0080	0.0085	W89		
W5984TE360	3600	5984	62000	19.20 x 10 ⁶	0.758	0.097	160	0.0080	0.0085	W94		