

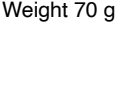







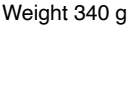


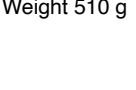

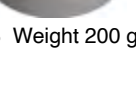

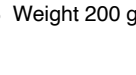



# Rectifier Diodes

## Capsule Types

Part No.	$V_{RRM}$	$I_{FAV}$	$I_{FSM}$	$I^2t$	$V_{TO}$	$r_T$	$T_{JM}$	$R_{thJK}$		Fig. No.	Package style Outlines on pages O-01...O-35
	V	A	A	$\frac{1}{2}$ sine $V_R \leq 60\% V_{RRM}$ A <sup>2</sup> s	V	m $\Omega$	°C	180° Sine K/W	120° Rect. K/W		
W0507YH420	4200	505	7600	289 x 10 <sup>3</sup>	0.970	0.880	160	0.1000	0.1170	W3	
W0507YH450	4500	505	7600	289 x 10 <sup>3</sup>	0.970	0.880	160	0.1000	0.1170	W3	
W0642WC160	1600	680	5500	151 x 10 <sup>3</sup>	1.070	0.676	190	0.0900	0.0980	W1	
W0642WC200	2000	680	5500	151 x 10 <sup>3</sup>	1.070	0.676	190	0.0900	0.0980	W1	
W0642WC240	2400	680	5500	151 x 10 <sup>3</sup>	1.070	0.676	190	0.0900	0.0980	W1	
W0790LG650	6500	790	6000	180 x 10 <sup>3</sup>	0.919	1.249	150	0.0394	0.0445	W120	
W0790LG720	7200	790	6000	180 x 10 <sup>3</sup>	0.919	1.249	150	0.0394	0.0445	W120	
W0880LC650	6500	880	6000	180 x 10 <sup>3</sup>	0.919	1.249	150	0.0330	0.0400	W4	
W0880LC720	7200	880	6000	180 x 10 <sup>3</sup>	0.919	1.249	150	0.0330	0.0400	W4	
W0925LG500	5000	925	7200	259 x 10 <sup>3</sup>	1.000	0.702	150	0.0394	0.0445	W120	
W0925LG560	5600	925	7200	259 x 10 <sup>3</sup>	1.000	0.702	150	0.0394	0.0445	W120	
W0925LG600	6000	925	7200	259 x 10 <sup>3</sup>	1.000	0.702	150	0.0394	0.0445	W120	
W0944WC120	1200	944	9000	405 x 10 <sup>3</sup>	0.790	0.342	190	0.0900	0.0980	W1	
W0944WC150	1500	944	9000	405 x 10 <sup>3</sup>	0.790	0.342	190	0.0900	0.0980	W1	
W1032LC500	5000	1032	7200	259 x 10 <sup>3</sup>	1.000	0.702	150	0.0330	0.0400	W4	
W1032LC560	5600	1032	7200	259 x 10 <sup>3</sup>	1.000	0.702	150	0.0330	0.0400	W4	
W1032LC600	6000	1032	7200	259 x 10 <sup>3</sup>	1.000	0.702	150	0.0330	0.0400	W4	
W1060LG420	4200	1060	9200	423 x 10 <sup>3</sup>	1.000	0.575	160	0.0394	0.0445	W120	
W1060LG450	4500	1060	9200	423 x 10 <sup>3</sup>	1.000	0.575	160	0.0394	0.0445	W120	
W1074YC200	2000	1074	10800	583 x 10 <sup>3</sup>	0.920	0.390	160	0.0500	0.0610	W2	
W1074YC260	2600	1074	10800	583 x 10 <sup>3</sup>	0.920	0.390	160	0.0500	0.0610	W2	
W1074YC320	3200	1074	10800	583 x 10 <sup>3</sup>	0.920	0.390	160	0.0500	0.0610	W2	
W1074YH200	2000	1074	10800	583 x 10 <sup>3</sup>	0.920	0.390	160	0.0500	0.0610	W3	
W1074YH260	2600	1074	10800	583 x 10 <sup>3</sup>	0.920	0.390	160	0.0500	0.0610	W3	
W1074YH320	3200	1074	10800	583 x 10 <sup>3</sup>	0.920	0.390	160	0.0500	0.0610	W3	
W1185LC420	4200	1185	9200	423 x 10 <sup>3</sup>	1.000	0.575	160	0.0330	0.0393	W4	
W1185LC450	4500	1185	9200	423 x 10 <sup>3</sup>	1.000	0.575	160	0.0330	0.0393	W4	
W1260LG320	3200	1260	10600	562 x 10 <sup>3</sup>	0.900	0.388	160	0.0394	0.0445	W120	
W1260LG360	3600	1260	10600	562 x 10 <sup>3</sup>	0.900	0.388	160	0.0394	0.0445	W120	
W1263YC160	1600	1263	11700	684 x 10 <sup>3</sup>	0.870	0.330	175	0.0500	0.0610	W2	
W1263YC220	2200	1263	11700	684 x 10 <sup>3</sup>	0.870	0.330	175	0.0500	0.0610	W2	
W1263YC250	2500	1263	11700	684 x 10 <sup>3</sup>	0.870	0.330	175	0.0500	0.0610	W2	
W1263YH160	1600	1263	11700	684 x 10 <sup>3</sup>	0.870	0.330	175	0.0500	0.0610	W3	
W1263YH200	2000	1263	11700	684 x 10 <sup>3</sup>	0.870	0.330	175	0.0500	0.0610	W3	
W1263YH250	2500	1263	11700	684 x 10 <sup>3</sup>	0.870	0.330	175	0.0500	0.0610	W3	
W1360LG240	2400	1360	12700	800 x 10 <sup>3</sup>	0.870	0.323	160	0.0394	0.0445	W120	
W1360LG300	3000	1360	12700	800 x 10 <sup>3</sup>	0.870	0.323	160	0.0394	0.0445	W120	
W1411LC320	3200	1411	10600	562 x 10 <sup>3</sup>	0.900	0.388	160	0.0330	0.0393	W4	
W1411LC360	3600	1411	10600	562 x 10 <sup>3</sup>	0.900	0.388	160	0.0330	0.0393	W4	
W1520NC500	5000	1478	12000	720 x 10 <sup>3</sup>	0.904	0.552	150	0.0220	0.0255	W5	
W1520NC600	6000	1478	12000	720 x 10 <sup>3</sup>	0.904	0.552	150	0.0220	0.0255	W5	
W1524LC240	2400	1524	12700	800 x 10 <sup>3</sup>	0.870	0.323	160	0.0330	0.0393	W4	
W1524LC300	3000	1524	12700	800 x 10 <sup>3</sup>	0.870	0.323	160	0.0330	0.0393	W4	
W1730JK240	2400	1730	12700	800 x 10 <sup>3</sup>	0.870	0.323	160	0.0270	0.0314	W113	
W1730JK280	2800	1730	12700	800 x 10 <sup>3</sup>	0.870	0.323	160	0.0270	0.0314	W113	