









Phase Control Thyristors Capsule Types

Part No.	V_{DRM}	I_{TAV}	I_{TSM}	I^2t	V_{TO}	r_T	T_{JM}	R_{thJK}		Fig. No.	Package style Outlines on pages O-01...O-35
	V_{RRM}	$T_K = 55^\circ C$	10 ms ½ sine	$V_R - \leq 60\% V_{RRM}$	@ T_{JM}		180° Sine	120° Rect.			
➤ New	V	A	A	A ² s	V	mΩ	°C	K/W	K/W		
N3229QK020	200	3229	28000	3.92 x 10 ⁶	0.926	0.067	140	0.0180	0.0217	WP2	
N3229QK040	400	3229	28000	3.92 x 10 ⁶	0.926	0.067	140	0.0180	0.0217	WP2	
N3229QK060	600	3229	28000	3.92 x 10 ⁶	0.926	0.067	140	0.0180	0.0217	WP2	
N3533ZC140	1400	3533	50000	12.5 x 10 ⁶	0.970	0.095	125	0.0110	0.0120	W13	
N3533ZC180	1800	3533	50000	12.5 x 10 ⁶	0.970	0.095	125	0.0110	0.0120	W13	
N3533ZC220	2200	3533	50000	12.5 x 10 ⁶	0.970	0.095	125	0.0110	0.0120	W13	
N3533ZD140	1400	3533	50000	12.5 x 10 ⁶	0.970	0.095	125	0.0110	0.0120	W46	
N3533ZD180	1800	3533	50000	12.5 x 10 ⁶	0.970	0.095	125	0.0110	0.0120	W46	
N3533ZD220	2200	3533	50000	12.5 x 10 ⁶	0.970	0.095	125	0.0110	0.0120	W46	
N3565HA160	1600	3565	45500	10.4 x 10 ⁶	0.900	0.110	125	0.0105	0.0118	W79	
N3565HA180	1800	3565	45500	10.4 x 10 ⁶	0.900	0.110	125	0.0105	0.0118	W79	
○ N3597ML020	200	3597	45400	10.3 x 10 ⁶	0.840	0.053	140	0.0180	0.0201	WP5	
○ N3597ML040	400	3597	45400	10.3 x 10 ⁶	0.840	0.053	140	0.0180	0.0201	WP5	
○ N3597ML060	600	3597	45400	10.3 x 10 ⁶	0.840	0.053	140	0.0180	0.0201	WP5	
N3620TE320	3200	3620	52500	11.2 x 10 ⁶	0.911	0.168	125	0.0080	0.0085	W82	
N3620TE360	3600	3620	52500	11.2 x 10 ⁶	0.911	0.168	125	0.0080	0.0085	W82	
N3620TJ320	3200	3620	52500	11.2 x 10 ⁶	0.911	0.168	125	0.0080	0.0085	W81	
N3620TJ360	3600	3620	52500	11.2 x 10 ⁶	0.911	0.168	125	0.0080	0.0085	W81	
N3790TE240	2400	3790	49500	12.3 x 10 ⁶	0.900	0.150	125	0.0080	0.0085	W82	
N3790TE280	2800	3790	49500	12.3 x 10 ⁶	0.900	0.150	125	0.0080	0.0085	W82	
N3790TJ240	2400	3790	49500	12.3 x 10 ⁶	0.900	0.150	125	0.0080	0.0085	W81	
N3790TJ280	2800	3790	49500	12.3 x 10 ⁶	0.900	0.150	125	0.0080	0.0085	W81	
N3880ZD160	1600	3880	59000	17.4 x 10 ⁶	0.986	0.068	125	0.0110	0.0119	W46	
N3880ZD180	1800	3880	59000	17.4 x 10 ⁶	0.986	0.068	125	0.0110	0.0119	W46	
N3904HK200	2000	3904	50900	12.95 x 10 ⁶	0.920	0.111	125	0.0090	0.0099	WP4	
N3904HK220	2200	3904	50900	12.95 x 10 ⁶	0.920	0.111	125	0.0090	0.0099	WP4	
N3930ZC120	1200	3930	54000	14.6 x 10 ⁶	0.841	0.080	125	0.0110	0.0119	W13	
N3930ZC160	1600	3930	54000	14.6 x 10 ⁶	0.841	0.080	125	0.0110	0.0119	W13	
N3930ZD120	1200	3930	54000	14.6 x 10 ⁶	0.841	0.080	125	0.0110	0.0119	W46	
N3930ZD160	1600	3930	54000	14.6 x 10 ⁶	0.841	0.080	125	0.0110	0.0119	W46	
N4085ZC080	800	4085	64000	20.5 x 10 ⁶	0.850	0.070	125	0.0110	0.0119	W13	
N4085ZC120	1200	4085	64000	20.5 x 10 ⁶	0.850	0.070	125	0.0110	0.0119	W13	
N4085ZD080	800	4085	64000	20.5 x 10 ⁶	0.850	0.070	125	0.0110	0.0119	W46	
N4085ZD120	1200	4085	64000	20.5 x 10 ⁶	0.850	0.070	125	0.0110	0.0119	W46	
➤ N4165EE420	4200	4165	56000	15.7 x 10 ⁶	0.977	0.177	125	0.0060	0.0064	W108	
➤ N4165EE450	4500	4165	56000	15.7 x 10 ⁶	0.977	0.177	125	0.0060	0.0064	W108	
N4316MK020	200	4316	45400	10.3 x 10 ⁶	0.840	0.053	140	0.0140	0.0157	WP3	
N4316MK040	400	4316	45400	10.3 x 10 ⁶	0.840	0.053	140	0.0140	0.0157	WP3	
N4316MK060	600	4316	45400	10.3 x 10 ⁶	0.840	0.053	140	0.0140	0.0157	WP3	
N4340TE180	1800	4340	55000	15.1 x 10 ⁶	0.886	0.105	125	0.0080	0.0085	W82	
N4340TE220	2200	4340	55000	15.1 x 10 ⁶	0.886	0.105	125	0.0080	0.0085	W82	
N4340TJ180	1800	4340	55000	15.1 x 10 ⁶	0.886	0.105	125	0.0080	0.0085	W81	
N4340TJ220	2200	4340	55000	15.1 x 10 ⁶	0.886	0.105	125	0.0080	0.0085	W81	
N4472HK160	1600	4472	59000	17.40 x 10 ⁶	0.986	0.068	125	0.0090	0.0099	WP4	
N4472HK180	1800	4472	59000	17.40 x 10 ⁶	0.986	0.068	125	0.0090	0.0099	WP4	