












Type Part No.	V_{DRM} V_{RRM}	I_{TAV} $T_c = 55^\circ C$	I_{TSM} 10 ms ½ sine $V_R \leq 60\% V_{RRM}$	I^2t A ² S	V_{TO} @ T_{JM}	r_T mΩ	T_{JM} °C	R_{thJC} 180° Sine 120° Rect.		Fig. No.	Package style Outlines on pages O-01...O-24
➤ New	V	A	A	A ² S	V	mΩ	°C	K/W	K/W		
➤ N2191ML160	1600	2191	34500	5.95 x 10 ⁶	0.940	0.154	125	0.0180	TBC	WP7	
➤ N2191ML180	1800	2191	34500	5.95 x 10 ⁶	0.940	0.154	125	0.0180	TBC	WP7	
N2293VC180	1800	2293	33800	5.71 x 10 ⁶	0.956	0.148	125	0.0170	0.0206	W12	 W51 Weight 1700 g
N2293VC220	2200	2293	33800	5.71 x 10 ⁶	0.956	0.148	125	0.0170	0.0206	W12	
N2293VF180	1800	2293	33800	5.71 x 10 ⁶	0.956	0.148	125	0.0170	0.0206	W62	
N2293VF220	2200	2293	33800	5.71 x 10 ⁶	0.956	0.148	125	0.0170	0.0206	W62	
N2367MK200	2000	2367	32400	5.25 x 10 ⁶	0.883	0.210	125	0.0140	0.0157	WP3	
N2367MK220	2200	2367	32400	5.25 x 10 ⁶	0.883	0.210	125	0.0140	0.0157	WP3	
N2418ZC300	3000	2418	30000	4.50 x 10 ⁶	1.160	0.246	125	0.0110	0.0119	W13	
N2418ZC360	3600	2418	30000	4.50 x 10 ⁶	1.160	0.246	125	0.0110	0.0119	W13	
N2418ZD300	3000	2418	30000	4.50 x 10 ⁶	1.160	0.246	125	0.0110	0.0119	W46	
N2418ZD360	3600	2418	30000	4.50 x 10 ⁶	1.160	0.246	125	0.0110	0.0119	W46	
N2500VC120	1200	2500	37000	6.85 x 10 ⁶	0.880	0.124	125	0.0170	0.0206	W12	 W57 Weight 326 g
N2500VC160	1600	2500	37000	6.85 x 10 ⁶	0.880	0.124	125	0.0170	0.0206	W12	
N2500VF120	1200	2500	37000	6.85 x 10 ⁶	0.880	0.124	125	0.0170	0.0206	W62	
N2500VF160	1600	2500	37000	6.85 x 10 ⁶	0.880	0.124	125	0.0170	0.0206	W62	
➤ N2520ML080	800	2520	38200	7.30 x 10 ⁶	0.981	0.090	125	0.0180	TBC	WP7	 W60 Weight 340 g
➤ N2520ML120	1200	2520	38200	7.30 x 10 ⁶	0.981	0.090	125	0.0180	TBC	WP7	
➤ N2520ML140	1400	2520	38200	7.30 x 10 ⁶	0.981	0.090	125	0.0180	TBC	WP7	
N2543ZC240	2400	2543	32000	5.12 x 10 ⁶	0.780	0.274	125	0.0110	0.0119	W13	 W61 Weight 510 g
N2543ZC300	3000	2543	32000	5.12 x 10 ⁶	0.780	0.274	125	0.0110	0.0119	W13	
N2543ZD240	2400	2543	32000	5.12 x 10 ⁶	0.780	0.274	125	0.0110	0.0119	W46	
N2543ZD300	3000	2543	32000	5.12 x 10 ⁶	0.780	0.274	125	0.0110	0.0119	W46	
N2593MK160	1600	2593	34500	5.95 x 10 ⁶	0.940	0.154	125	0.0140	0.0157	WP3	 W62 Weight 1000 g
N2593MK180	1800	2593	34500	5.95 x 10 ⁶	0.940	0.154	125	0.0140	0.0157	WP3	
➤ N2783QL020	200	2783	28000	3.92 x 10 ⁶	0.926	0.067	140	0.022	TBC	WP6	
➤ N2783QL040	400	2783	28000	3.92 x 10 ⁶	0.926	0.067	140	0.022	TBC	WP6	 W70 Weight 550 g
➤ N2783QL060	600	2783	28000	3.92 x 10 ⁶	0.926	0.067	140	0.022	TBC	WP6	
N3012ZC200	2000	3012	45100	10.2 x 10 ⁶	0.920	0.160	125	0.0110	0.0119	W13	 W70 Weight 550 g
N3012ZC260	2600	3012	45100	10.2 x 10 ⁶	0.920	0.160	125	0.0110	0.0119	W13	
N3012ZD200	2000	3012	45100	10.2 x 10 ⁶	0.920	0.160	125	0.0110	0.0119	W46	
N3012ZD260	2600	3012	45100	10.2 x 10 ⁶	0.920	0.160	125	0.0110	0.0119	W46	
N3022MK080	800	3022	38200	7.30 x 10 ⁶	0.981	0.090	125	0.0140	0.0157	WP3	
N3022MK120	1200	3022	38200	7.30 x 10 ⁶	0.981	0.090	125	0.0140	0.0157	WP3	
N3022MK140	1400	3022	38200	7.30 x 10 ⁶	0.981	0.090	125	0.0140	0.0157	WP3	
N3022ZC160	1600	3022	45600	10.40 x 10 ⁶	0.977	0.151	125	0.0110	0.0119	W13	
N3022ZC220	2200	3022	45600	10.40 x 10 ⁶	0.977	0.151	125	0.0110	0.0119	W13	
N3022ZD160	1600	3022	45600	10.40 x 10 ⁶	0.977	0.151	125	0.0110	0.0119	W46	
N3022ZD220	2200	3022	45600	10.40 x 10 ⁶	0.977	0.151	125	0.0110	0.0119	W46	
N3029ZC240	2400	3029	38200	7.30 x 10 ⁶	0.947	0.154	125	0.0110	0.0119	W13	 W70 Weight 550 g
N3029ZC280	2800	3029	38200	7.30 x 10 ⁶	0.947	0.154	125	0.0110	0.0119	W13	
N3029ZD240	2400	3029	38200	7.30 x 10 ⁶	0.947	0.154	125	0.0110	0.0119	W46	
N3029ZD280	2800	3029	38200	7.30 x 10 ⁶	0.947	0.154	125	0.0110	0.0119	W46	
N3229QK020	200	3229	28000	3.92 x 10 ⁶	0.926	0.067	140	0.0180	0.0217	WP2	 W70 Weight 550 g
N3229QK040	400	3229	28000	3.92 x 10 ⁶	0.926	0.067	140	0.0180	0.0217	WP2	
N3229QK060	600	3229	28000	3.92 x 10 ⁶	0.926	0.067	140	0.0180	0.0217	WP2	
N3533ZC140	1400	3533	50000	12.50 x 10 ⁶	0.970	0.095	125	0.0110	0.0119	W13	 W70 Weight 550 g
N3533ZC200	2000	3533	50000	12.50 x 10 ⁶	0.970	0.095	125	0.0110	0.0119	W13	
N3533ZC220	2200	3533	50000	12.50 x 10 ⁶	0.970	0.095	125	0.0110	0.0119	W13	
N3533ZD140	1400	3533	50000	12.50 x 10 ⁶	0.970	0.095	125	0.0110	0.0119	W46	
N3533ZD200	2000	3533	50000	12.50 x 10 ⁶	0.970	0.095	125	0.0110	0.0119	W46	
N3533ZD220	2200	3533	50000	12.50 x 10 ⁶	0.970	0.095	125	0.0110	0.0119	W46	
➤ N3597ML020	200	3597	45400	10.3 x 10 ⁶	0.840	0.053	140	0.0180	TBC	WP7	
➤ N3597ML040	400	3597	45400	10.3 x 10 ⁶	0.840	0.053	140	0.0180	TBC	WP7	
➤ N3597ML060	600	3597	45400	10.3 x 10 ⁶	0.840	0.053	140	0.0180	TBC	WP7	
N3839TC300	3000	3839	49500	12.25 x 10 ⁶	0.950	0.140	125	0.008	0.0089	W14	
N3839TC350	3500	3839	49500	12.25 x 10 ⁶	0.950	0.140	125	0.008	0.0089	W14	
N3839TD300	3000	3839	49500	12.25 x 10 ⁶	0.950	0.140	125	0.008	0.0089	W51	
N3839TD350	3500	3839	49500	12.25 x 10 ⁶	0.950	0.140	125	0.008	0.0089	W51	