

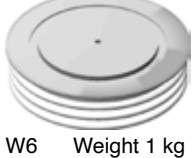





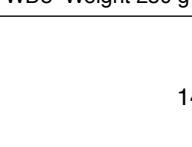


# Soft Recovery Diodes

## Capsule Types

Part No.	$V_{RRM}$ V	$I_{FAV}$ $T_K =$ 55°C A	$I_{FSM}$ A	$I^2t$ 10 ms ½ sine $V_R - \leq 60\% V_{RRM}$ A <sup>2</sup> s	Typ. Reverse Recovery				$V_{TO}$ V	$r_T$ mΩ	$T_{JM}$ °C	$R_{thJK}$ d.c. 180° sine K/W	Fig. No.	Package style Outlines on pages O-01...O-35
					$t_{rr}$ μs	$Q_{rr}$ μC	@ $I_{FM}$ A	@ $-di_F/dt$ A/μs						
M1022LC120	1200	1022	14000	$980 \times 10^3$	3.00	375	1000	60	1.240	0.330	125	0.0330	W4	
M1022LC160	1600	1022	14000	$980 \times 10^3$	3.00	375	1000	60	1.240	0.330	125	0.0330	W4	
M1022LC200	2000	1022	14000	$980 \times 10^3$	3.00	375	1000	60	1.240	0.330	125	0.0330	W4	
M1080LC100	1000	1080	13500	$910 \times 10^3$	1.90	85	1000	60	1.125	0.314	125	0.0330	W4	
M1080LC120	1200	1080	13500	$910 \times 10^3$	1.90	85	1000	60	1.125	0.314	125	0.0330	W4	
M1102NC500	5000	1102	13000	$845 \times 10^3$	5.50	3300	1000	200	1.360	0.557	125	0.0220	W5	W4 Weight 340 g
M1102NC600	6000	1102	13000	$845 \times 10^3$	5.50	3300	1000	200	1.360	0.557	125	0.0220	W5	
M1102ND500	5000	1102	13000	$845 \times 10^3$	5.50	3300	1000	200	1.360	0.557	125	0.0220	W37	
M1102ND600	6000	1102	13000	$845 \times 10^3$	5.50	3300	1000	200	1.360	0.557	125	0.0220	W37	
M1104NC400	4000	1104	13000	$845 \times 10^3$	6.00	2100	1000	60	1.370	0.553	125	0.0220	W5	
M1104NC450	4500	1104	13000	$845 \times 10^3$	6.00	2100	1000	60	1.370	0.553	125	0.0220	W5	W5 Weight 510 g
M1104ND400	4000	1104	13000	$845 \times 10^3$	6.00	2100	1000	60	1.370	0.553	125	0.0220	W37	
M1104ND450	4500	1104	13000	$845 \times 10^3$	6.00	2100	1000	60	1.370	0.553	125	0.0220	W37	
M1242NC260	2600	1242	16400	$1.34 \times 10^6$	6.00	1500	1000	60	1.270	0.420	125	0.0220	W5	
M1242NC360	3600	1242	16400	$1.34 \times 10^6$	6.00	1500	1000	60	1.270	0.420	125	0.0220	W5	
M1242ND260	2600	1242	16400	$1.34 \times 10^6$	6.00	1500	1000	60	1.270	0.420	125	0.0220	W37	
M1242ND360	3600	1242	16400	$1.34 \times 10^6$	6.00	1500	1000	60	1.270	0.420	125	0.0220	W37	W6 Weight 1 kg
M1494NC160	1600	1494	19600	$1.92 \times 10^6$	3.90	815	1000	60	1.150	0.265	125	0.0220	W5	
M1494NC250	2500	1494	19600	$1.92 \times 10^6$	3.90	815	1000	60	1.150	0.265	125	0.0220	W5	
M1494ND160	1600	1494	19600	$1.92 \times 10^6$	3.90	815	1000	60	1.150	0.265	125	0.0220	W37	
M1494ND250	2500	1494	19600	$1.92 \times 10^6$	3.90	815	1000	60	1.150	0.265	125	0.0220	W37	
M1494NK160	1600	1975	19600	$1.92 \times 10^6$	3.90	815	1000	60	1.150	0.265	125	0.0145	WD8	
M1494NK250	2500	1975	19600	$1.92 \times 10^6$	3.90	815	1000	60	1.150	0.265	125	0.0145	WD8	
M1565VC400	4000	1565	19700	$1.94 \times 10^6$	5.00	4000	1000	200	1.090	0.360	125	0.0180	W6	
M1565VC450	4500	1565	19700	$1.94 \times 10^6$	5.00	4000	1000	200	1.090	0.360	125	0.0180	W6	
M1565VF400	4000	1565	19700	$1.94 \times 10^6$	5.00	4000	1000	200	1.090	0.360	125	0.0180	W43	
M1565VF450	4500	1565	19700	$1.94 \times 10^6$	5.00	4000	1000	200	1.090	0.360	125	0.0180	W43	
M1858NC120	1200	1858	25000	$3.25 \times 10^6$	2.50	120	1000	60	1.127	0.127	125	0.0220	W5	
M1858NC160	1600	1858	25000	$3.25 \times 10^6$	2.50	120	1000	60	1.127	0.127	125	0.0220	W5	
M1858ND120	1200	1858	25000	$3.25 \times 10^6$	2.50	120	1000	60	1.127	0.127	125	0.0220	W37	
M1858ND160	1600	1858	25000	$3.25 \times 10^6$	2.50	120	1000	60	1.127	0.127	125	0.0220	W37	W42 Weight 1.2 kg
M2322ZC300	3000	2322	23000	$2.64 \times 10^6$	6.50	3200	1000	150	1.670	0.186	125	0.0110	W7	
M2322ZC400	4000	2322	23000	$2.64 \times 10^6$	6.50	3200	1000	150	1.670	0.186	125	0.0110	W7	
M2322ZD300	3000	2322	23000	$2.64 \times 10^6$	6.50	3200	1000	150	1.670	0.186	125	0.0110	W42	
M2322ZD400	4000	2322	23000	$2.64 \times 10^6$	6.50	3200	1000	150	1.670	0.186	125	0.0110	W42	
M2413VC200	2000	2413	32000	$5.12 \times 10^6$	5.00	2500	1000	200	1.090	0.121	125	0.0160	W6	
M2413VC250	2500	2413	32000	$5.12 \times 10^6$	5.00	2500	1000	200	1.090	0.121	125	0.0160	W6	
M2413VF200	2000	2413	32000	$5.12 \times 10^6$	5.00	2500	1000	200	1.090	0.121	125	0.0160	W43	
M2413VF250	2500	2413	32000	$5.12 \times 10^6$	5.00	2500	1000	200	1.090	0.121	125	0.0160	W43	
M3560TJ420	4200	3560	36000	$6.48 \times 10^6$	7.00	4100	1000	150	1.253	0.137	125	0.0080	W89	
M3560TJ450	4500	3560	36000	$6.48 \times 10^6$	7.00	4100	1000	150	1.253	0.137	125	0.0080	W89	
M4305TJ240	2400	4305	49000	$12.0 \times 10^6$	5.00	2500	1000	150	1.104	0.087	125	0.0080	W89	
M4305TJ280	2800	4305	49000	$12.0 \times 10^6$	5.00	2500	1000	150	1.104	0.087	125	0.0080	W89	